



## BC846/BC847/BC848 Small Signal NPN Transistor

Rev.1.1

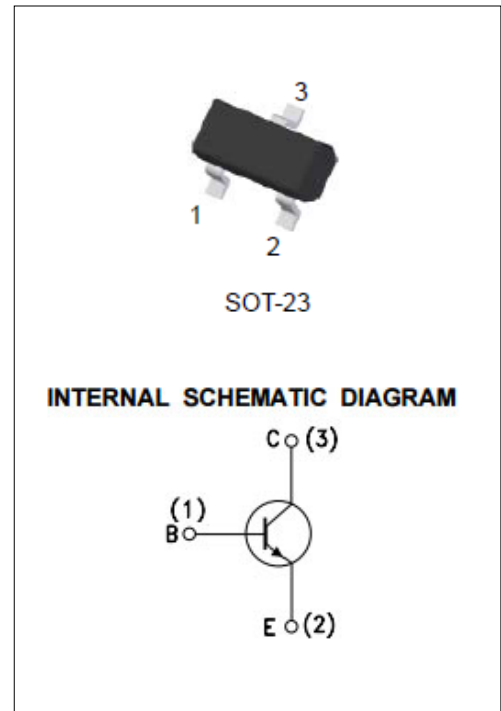
### FEATURE:

- Complementary to BC856/BC857/BC858.
- Power dissipation of 200mW.
- Ideally suited for automatic insertion.
- For switching and AF amplifier applications.

### MECHANICAL DATA:

- SOT-23 small outline plastic package
- Epoxy UL: 94V-0
- Mounting position: Any
- Marking:

BC846A=1A	BC846B=1B	
BC847A=1E	BC847B=1F	BC847C=1G
BC848A=1J	BC848B=1K	BC848C=1L



### ABSOLUTE MAXIMUM RATINGS( $T_A=25^{\circ}\text{C}$ , unless otherwise specified.)

Parameter	Symbol	Value	Unit
Storage temperature range	$T_{stg}$	-55 to 150	$^{\circ}\text{C}$
Max. operating junction temperature	$T_j$	150	$^{\circ}\text{C}$
Collector-emitter voltage ( $I_B=0$ )	BC846	65	V
	BC847	45	
	BC848	30	
Collector-base voltage ( $I_E=0$ )	BC846	80	V
	BC847	50	
	BC848	30	
Emitter-base voltage ( $I_C=0$ )	$V_{EBO}$	6	V
Collector current	$I_C$	100	mA
Collector power dissipation	$P_C$	200	mW

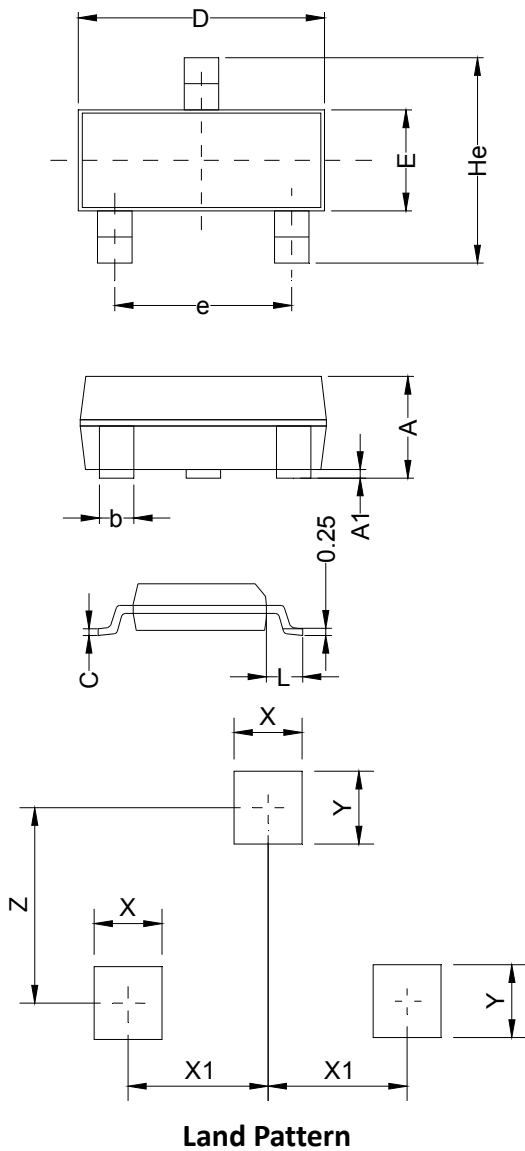
**ELECTRICAL CHARACTERISTICS** ( $T_A=25^{\circ}\text{C}$ , unless otherwise specified)

Symbol	Test Condition		Value			Unit
			MIN.	TYP.	MAX.	
$V_{(BR)CBO}$	$I_C=10\mu\text{A}, I_E=0$	BC846	80	-	-	V
		BC847	50	-	-	
		BC848	30	-	-	
$V_{(BR)CEO}$	$I_C=10\text{mA}, I_B=0$	BC846	65	-	-	V
		BC847	45	-	-	
		BC848	30	-	-	
$V_{(BR)EBO}$	$I_E=10\mu\text{A}, I_C=0$		6	-	-	V
$I_{CEO}$	$V_{CE}=60\text{V}, I_B=0$	BC846	-	-	100	nA
	$V_{CE}=45\text{V}, I_B=0$	BC847				
	$V_{CE}=30\text{V}, I_B=0$	BC848				
$I_{CBO}$	$V_{CB}=70\text{V}, I_E=0$	BC846	-	-	100	nA
	$V_{CB}=50\text{V}, I_E=0$	BC847				
	$V_{CB}=30\text{V}, I_E=0$	BC848				
$I_{EBO}$	$V_{EB}=5\text{V}, I_C=0$		-	-	100	nA
$h_{FE}$	$I_C=2\text{mA}, V_{CE}=5\text{V}$	BC846A,BC847A,BC848A	110	-	220	
		BC846B,BC847B,BC848B	200	-	450	
		BC847C,BC848C	420	-	800	
$V_{CE(sat)}$	$I_C=100\text{mA}, I_B=5\text{mA}$		-	-	0.50	V
$V_{BE(sat)}$	$I_C=100\text{mA}, I_B=5\text{mA}$		-	-	1.10	V
$f_T$	$V_{CE}=5\text{V}, I_C=10\text{mA}, f=100\text{MHz}$		100	-	-	MHz
$C_{ob}$	$V_{CB}=10\text{V}, f=1\text{MHz}$		-	-	4.5	pF

**THERMAL RESISTANCES**

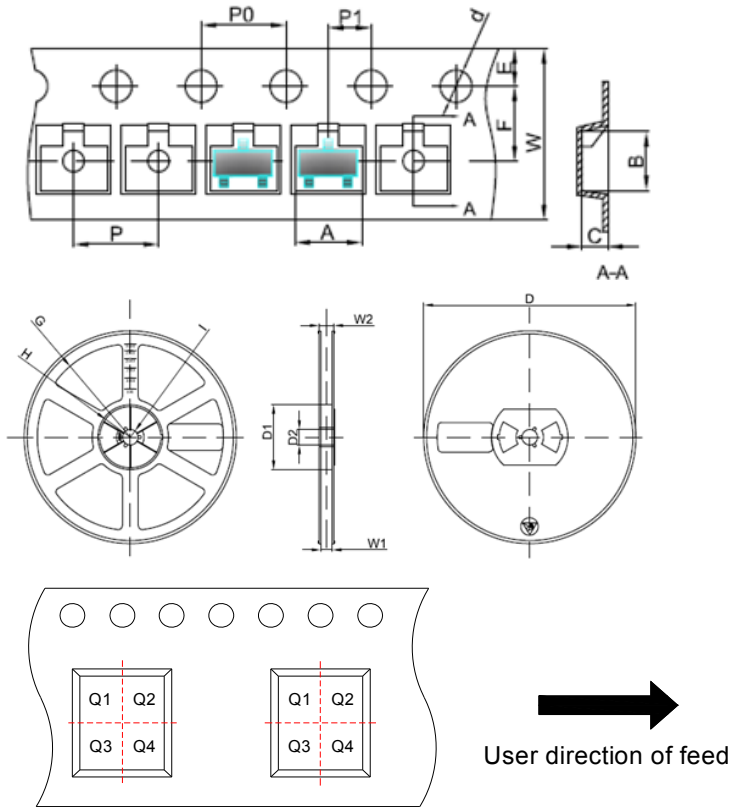
Symbol	Parameter	Value (Max.)	Unit
$R_{th(J-A)}$	junction to ambient	625	$^{\circ}\text{C/W}$

PACKAGE MECHANICAL DATA



Symbol	Millimeters			Inches		
	Min.	Typ.	Max.	Min.	Typ.	Max.
A	0.90	1.063	1.15	0.035	0.042	0.045
A1	0.00	0.075	0.14	0.000	0.003	0.006
b	0.30	0.40	0.50	0.012	0.016	0.020
C	0.07	0.10	0.15	0.003	0.004	0.006
D	2.80	2.90	3.00	0.110	0.114	0.118
e	1.80	1.90	2.00	0.071	0.075	0.079
E	1.20	1.30	1.40	0.047	0.051	0.055
L	0.55REF			0.022REF		
He	2.25	2.40	2.55	0.089	0.094	0.100
X	0.80			0.031		
X1	0.95			0.037		
Y	0.80			0.031		
Z	2.02			0.080		

**TAPE AND REEL SPECIFICATION-SOT-23**



Pin 1 quadrant: Q3

**Packaging Description:**

SOT-23 parts are shipped in tape. The carrier tape is made from a dissipative(carbon filled) polycarbonate resin. The cover tape is a multilayer film(heat activated adhesive in nature)primarily composed of polyester film, adhesive layer, sealant, and anti-static sprayed agent. These reeled parts in standard option are shipped with 3,000units per 7" or 17.8cm diameter reel. The reels are clear in color and made of polystyrene plastic(anti-static coated).

Symbol	Millimeters	Inches
	Typ.	Typ.
A	3.15	0.124
B	2.77	0.109
C	1.22	0.048
d	Φ1.50	Φ0.059
E	1.75	0.069
F	3.50	0.138
P0	4.00	0.157
P	4.00	0.157
P1	2.00	0.079
W	8.00	0.315
D	Φ178	Φ7.008
D1	54.40	2.142
D2	13.00	0.512
G	R78.00	R3.071
H	R25.60	R1.008
I	R6.50	R0.256
W1	9.50	0.374
W2	12.30	0.484

**ORDERING INFORMATION**

Part Number	Package	Reel Size	Quantity Per Reel
BC846/BC847/BC848	SOT-23	7 Inch	3,000 pcs

FIG.1: Power derating curve

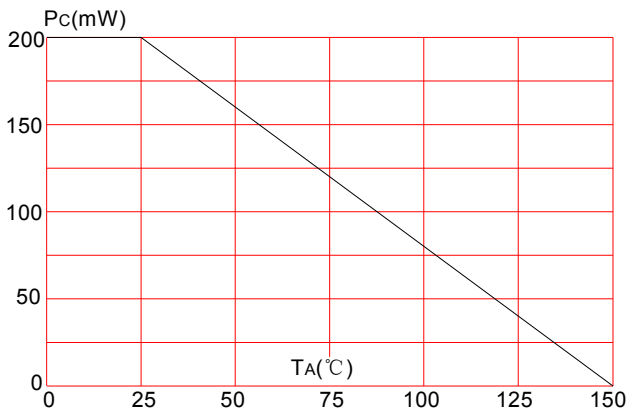
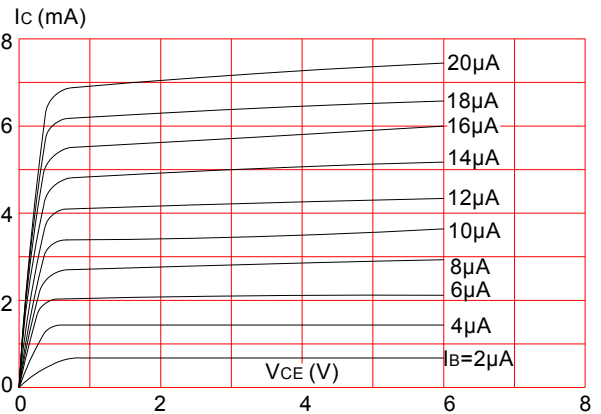



FIG.2: Static characteristic



Information furnished in this document is believed to be accurate and reliable. However, Jiangsu JieJie Microelectronics Co.,Ltd assumes no responsibility for the consequences of use without consideration for such information nor use beyond it. Information mentioned in this document is subject to change without notice, apart from that when an agreement is signed, Jiangsu JieJie complies with the agreement. Products and information provided in this document have no infringement of patents. Jiangsu JieJie assumes no responsibility for any infringement of other rights of third parties which may result from the use of such products and information. This document is the 1.1st version which is made in 23-Dec.-2020. This document supersedes and replaces all information previously supplied.

 is a registered trademark of Jiangsu JieJie Microelectronics Co.,Ltd.

Copyright ©2020 Jiangsu JieJie Microelectronics Co.,Ltd. Printed All rights reserved.