



J10GxxxM3SF Gas Discharge Tube

Rev.1.1

FEATURE

- ✧ Eliminates small size design EIA 7.6×5.0×5.0mm.
- ✧ Current handling capability 10,000A@8/20μs.
- ✧ Low capacitance and insertion loss.
- ✧ Fast response and long service life.
- ✧ Reliable to protect electrostatic surge.
- ✧ Moisture sensitivity level: Level 1.



Exterior



Schematic symbol

APPLICATION INFORMATION

- ✧ Repeaters, modems.
- ✧ Telephone interface, line cards.
- ✧ Data communication equipment.
- ✧ Line test equipment.

ELECTRICAL CHARACTERISTICS

Part number	DC breakdown voltage 100V/s(V)	Tolerance of V _s	Impulse spark-over voltage 1KV/μs(V)	Arc Voltage At 1A(V)	Impulse Discharge Current@8/20μs(KA)	Insulation resistance		C _o (1MHz)
						GΩ	DC(V)	
J10G091M3SF	90	±20%	≤750	10	10000	≥1	50	≤1pF
J10G231M3SF	230	±20%	≤800	10	10000	≥1	50	≤1pF
J10G421M3SF	420	±20%	≤950	10	10000	≥1	100	≤1pF

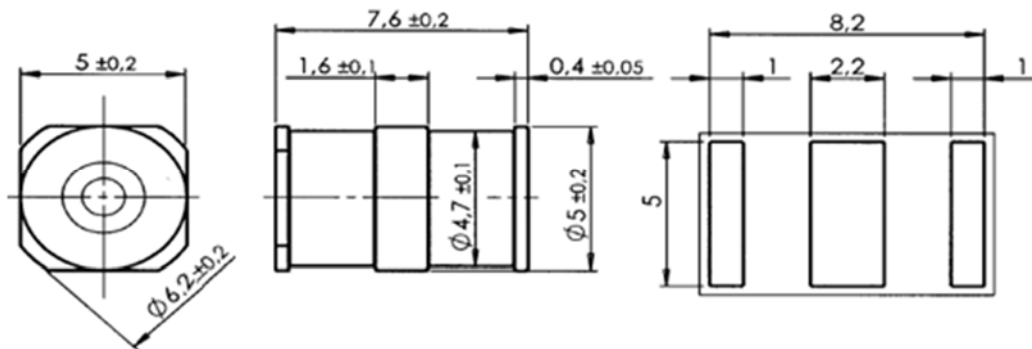
1. The parameters of all tested by ITU-T K12.
2. Total Impulse discharge current 10,000A@ 8/20μs by IEC 61000-4-5, 10 shots.
3. The capacitance is tested by 1MHz@DC=0.5V.
4. The V-T waveform of DCBV and IPBV mus lie between the shades.

PART NUMBERING SYSTEM

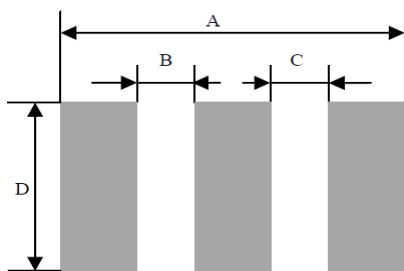
J10G 091 M 3S E
 (1) (2) (3) (4) (5)

- (1) JieJie 10KA gas discharge tube
- (2) DC breakdown voltage, e.g., 91=9×10¹=90V
- (3) Tolerance is DC breakdown voltage, M=+-20%, N=+-30%
- (4) 3-electrod SMD
- (5) Dimension in 7.6×5.0×5.0 (mm)

PRODUCT DIMENSIONS (unit: mm)



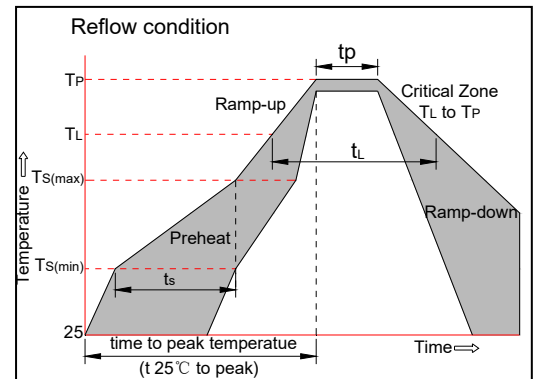
RECOMMENDED SOLDERING PAD



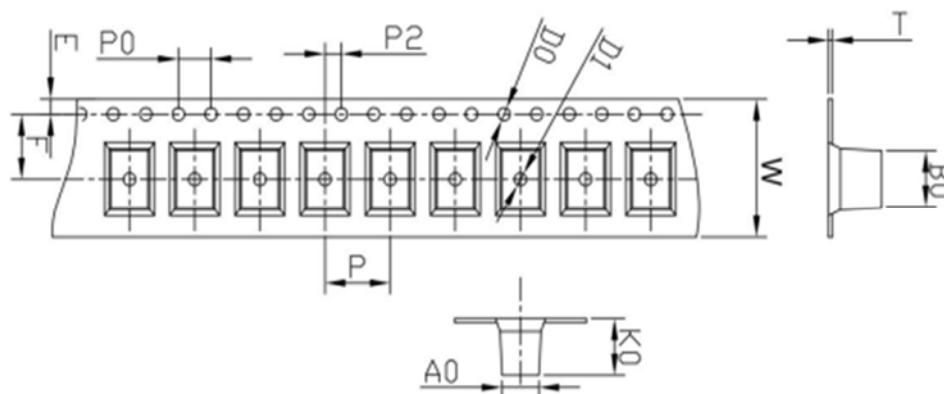
REF	mm	inch
A	9.6	0.378
B	1.5	0.059
C	1.5	0.059
D	5.0	0.197

REFLOW PROFILE

Reflow Condition		Pb-Free assembly (see figure at right)
Pre Heat	-Temperature Min ($T_{s(min)}$)	+150°C
	-Temperature Max($T_{s(max)}$)	+200°C
	-Time (Min to Max) (ts)	60-180 secs.
Average ramp up rate (Liquidus Temp (T_L)to peak)		3°C/sec. Max
$T_{s(max)}$ to T_L - Ramp-up Rate		3°C/sec. Max
Reflow	-Temperature(T_L)(Liquidus)	+217°C
	-Temperature(t_L)	60-150 secs.
Peak Temp (T_p)		+260(+0/-5)°C
Time within 5°C of actual Peak Temp (t_p)		~10 secs.
Ramp-down Rate		6°C/sec. Max
Time 25°C to Peak Temp (T_p)		8 min. Max
Do not exceed		+260°C



PACKAGE REEL INFORMATION



DATA	W	A0	B0	K0	E	F	P	P0	P2	D0	D1	T
	16.00	5.35	7.95	5.35	1.75	7.5	8.00	4.00	2.00	1.50	1.50	0.40
	±0.30	±0.10	±0.10	±0.10	±0.10	±0.10	±0.10	±0.10	±0.10	±0.10	±0.10	±0.05

PACKAGING


Part No.	Reel Quantity (pcs)	Per Carton (pcs)
J10GxxxM3SF	1,000	20,000

Information furnished in this document is believed to be accurate and reliable. However, Jiangsu JieJie Microelectronics Co.,Ltd assumes no responsibility for the consequences of use without consideration for such information nor use beyond it.

Information mentioned in this document is subject to change without notice, apart from that when an agreement is signed, Jiangsu JieJie complies with the agreement.

Products and information provided in this document have no infringement of patents. Jiangsu JieJie assumes no responsibility for any infringement of other rights of third parties which may result from the use of such products and information.

This document is the 1.1st version which is made in 12-Sep.-2024. This document supersedes and replaces all information previously supplied.

 is a registered trademark of Jiangsu JieJie Microelectronics Co.,Ltd.

Copyright©2024 Jiangsu JieJie Microelectronics Co.,Ltd. Printed All rights reserved.