



FEATURES

- ✧ Low clamping voltage
- ✧ Low capacitance: <3pF line-to-line
- ✧ Low operating voltages: 3.3V
- ✧ Small SLP package saves board space
- ✧ Solid-state technology

MAIN APPLICATIONS


- ✧ 10/100/1000 ethernet
- ✧ Integrated Magnetics
- ✧ Carrier Class Equipment
- ✧ Customer Premise Equipment
- ✧ T3/E3

PROTECTION SOLUTION TO MEET

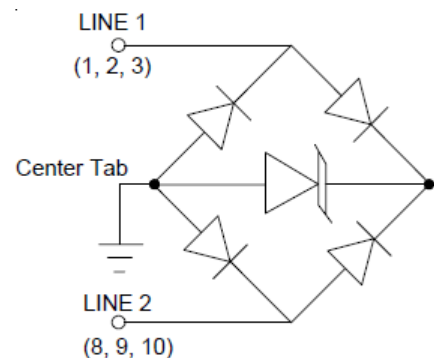
- ✧ IEC61000-4-2 (ESD) $\pm 30\text{kV}$ (air), $\pm 30\text{kV}$ (contact)
- ✧ IEC61000-4-4 (EFT) 40A (5/50ns)
- ✧ IEC61000-4-5 (Lightning) 95A (8/20 μs)
- ✧ Bellcore 1089 (Intra-Building) 100A (2/10 μs)

MECHANICAL CHARACTERISTICS

- ✧ JEDEC DFN2.6 \times 2.6-10L package
- ✧ Molding compound flammability rating : UL 94V-0
- ✧ Quantity per reel : 3,000pcs
- ✧ Lead finish : lead free
- ✧ Marking code:3302N+data code



DFN2.6 \times 2.6-10L



Pin configuration

ABSOLUTE MAXIMUM RATINGS (T_A=25°C, RH=45%-75%, unless otherwise noted)

Parameter	Symbol	Value	Unit
Peak pulse power dissipation at 2/10μs waveform	P _{PP}	2500	W
ESD per IEC 61000-4-2 (Air) ESD per IEC 61000-4-2 (Contact)	V _{ESD}	+/- 30 +/- 30	kV
Lead soldering temperature	T _L	260 (10 sec.)	°C
Operating junction temperature range	T _J	-55 to +125	°C
Storage temperature range	T _{STG}	-55 to +150	°C

ELECTRICAL CHARACTERISTICS (T_A=25°C)

Parameter	Symbol	Conditions	Min	Typ	Max	Unit
Reverse working voltage	V _{RWM}	Any pin to ground			3.3	V
Reverse breakdown voltage	V _{BR}	I _T =2μA pin to ground	3.5			V
Reverse holding voltage	V _H	I _H =50mA	2.8			V
Reverse leakage current	I _R	V _{RWM} =3.3V, T=25°C			1	μA
Clamping voltage	V _C	I _{PP} =95A, t _P =8/20μs Line to GND			16	V
	V _C	I _{PP} =100A, t _P =2/10μs Line to GND			22	V
	V _C	I _{PP} =100A, t _P =2/10μs Line to Line			25	V
Junction capacitance	C _J	V _{RWM} =0V, f=1MHz Between I/O pins		1	3	pF
		V _{RWM} =0V, f=1MHz I/O pin to GND		2.5	5	

RATINGS AND V-I CHARACTERISTICS CURVES ($T_A=25^{\circ}\text{C}$, unless otherwise noted)

FIG.1: V- I curve characteristics (Uni-directional)

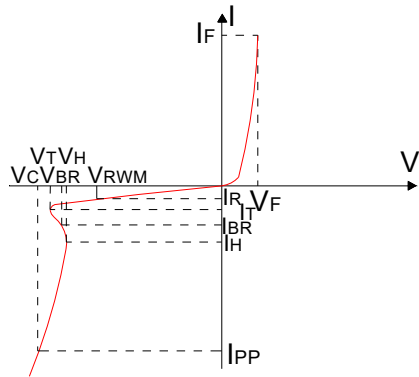


FIG.2: Pulse waveform (8/20μs)

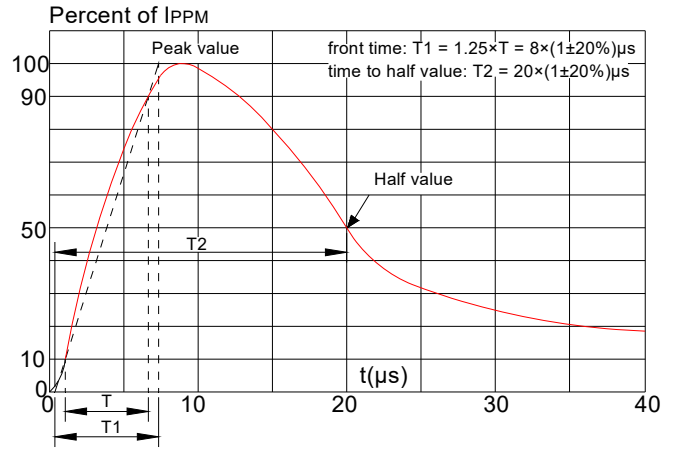


FIG.3: Pulse derating curve

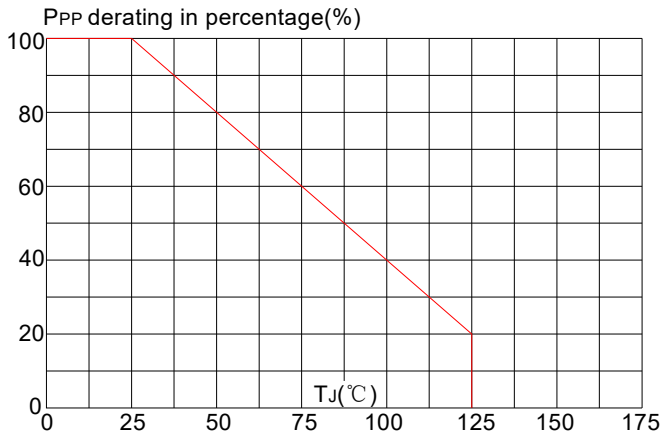
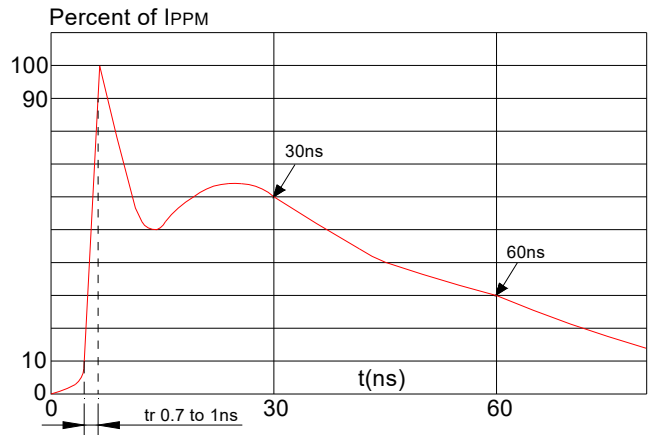
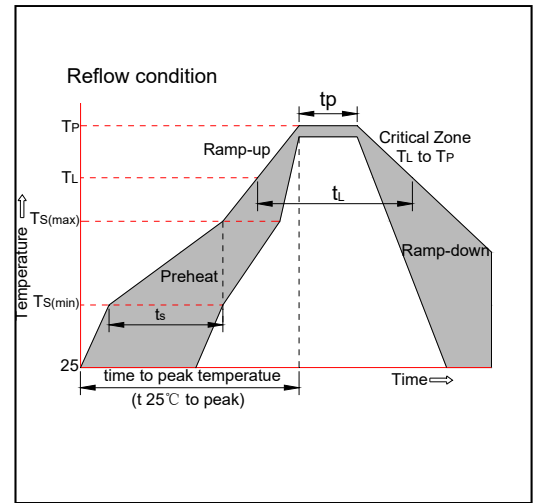


FIG.4: ESD clamping (30kV contact)

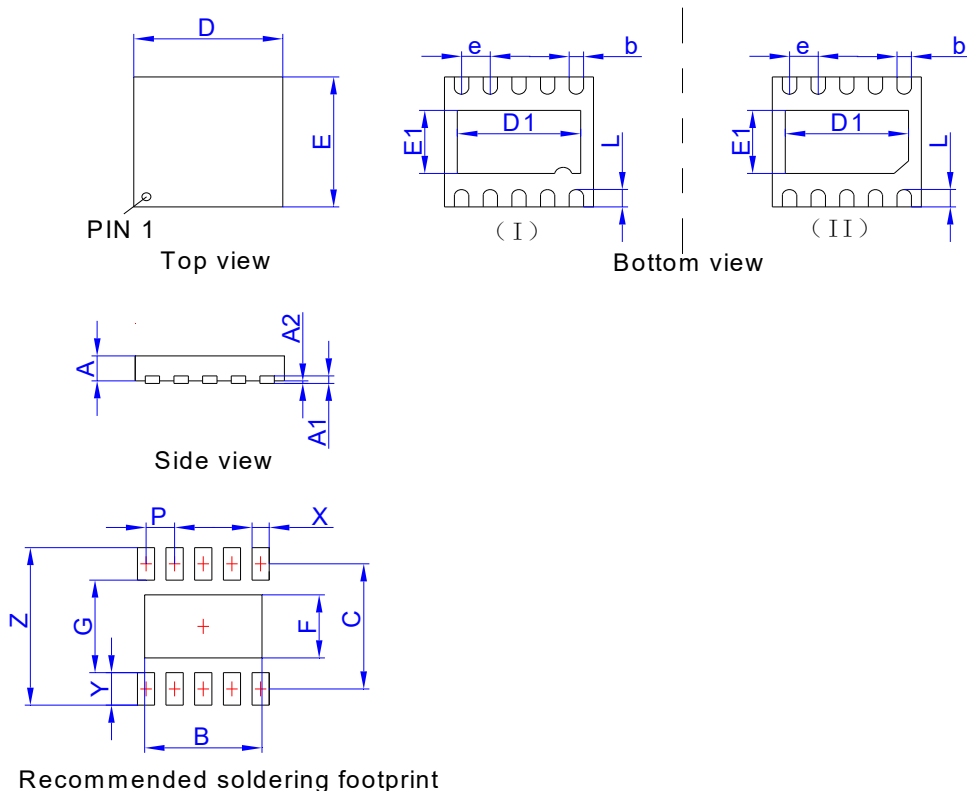


SOLDERING PARAMETERS

Reflow Condition		Pb-Free assembly (see figure at right)
Pre Heat	-Temperature Min ($T_{s(min)}$)	+150°C
	-Temperature Max($T_{s(max)}$)	+200°C
	-Time (Min to Max) (t_s)	60-180 secs.
Average ramp up rate (Liquidus Temp (T_L) to peak)		3°C/sec. Max
$T_{s(max)}$ to T_L - Ramp-up Rate		3°C/sec. Max
Reflow	-Temperature(T_L)(Liquidus)	+217°C
	-Temperature(t_L)	60-150 secs.
Peak Temp (T_p)		+260(+0/-5)°C
Time within 5°C of actual Peak Temp (t_p)		20-40secs.
Ramp-down Rate		6°C/sec. Max
Time 25°C to Peak Temp (T_p)		8 min. Max
Do not exceed		+260°C

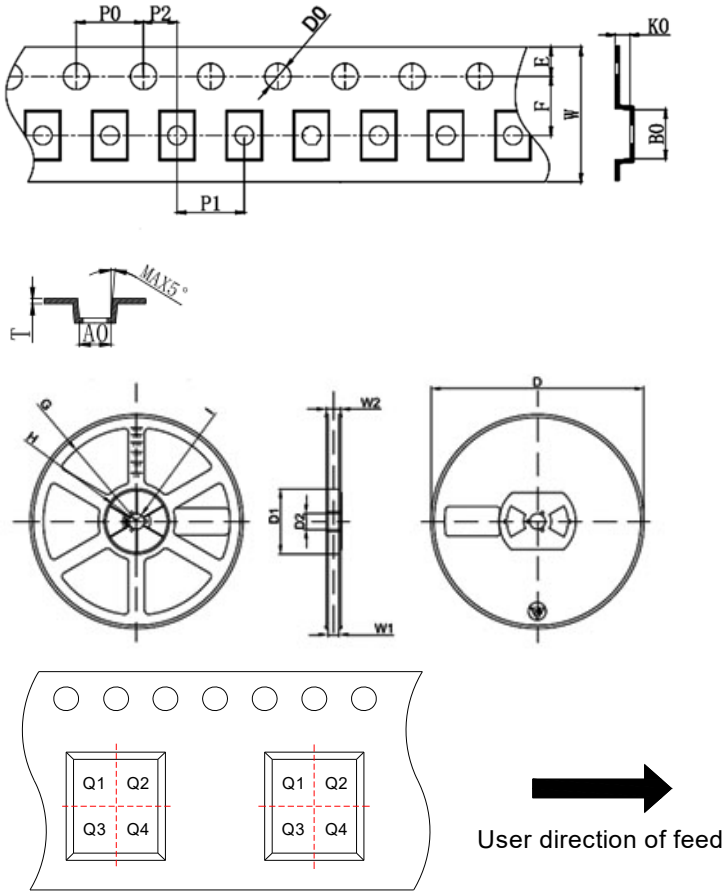


PACKAGE MECHANICAL DATA



Symbol	Dimensions					
	Millimeters			Inches		
	Min.	Typ.	Max.	Min.	Typ.	Max.
D	2.55	2.60	2.65	0.100	0.102	0.104
E	2.55	2.60	2.65	0.100	0.102	0.104
D1	2.10	2.15	2.20	0.083	0.085	0.087
E1	1.21	1.26	1.31	0.048	0.050	0.052
L	0.30	0.35	0.40	0.012	0.014	0.016
b	0.20	0.25	0.30	0.008	0.010	0.012
e	0.50BSC			0.020BSC		
A	0.45	0.50	0.55	0.018	0.020	0.022
A1	0.15REF			0.006REF		
A2	0.00	0.02	0.05	0.000	0.001	0.002
B	2.05			0.081		
C	2.50			0.098		
F	1.26			0.050		
G	1.85			0.073		
P	0.50			0.020		
X	0.30			0.012		
Y	0.65			0.026		
Z	3.15			0.124		

TAPE AND REEL INFORMATION-DFN2.6×2.6-10L



Pin 1 quadrant:Q1

Packaging Description:


DFN2.6×2.6-10L parts are shipped in tape. The carrier tape is made from a dissipative(carbon filled) polycarbonate resin. The cover tape is a multilayer film(heat activated adhesive in nature)primarily composed of polyester film, adhesive layer, sealant, and anti-static sprayed agent. These reeled parts in standard option are shipped with 3,000units per 7" or 17.8cm diameter reel. The reels are clear in color and made of polystyrene plastic(anti-static coated).

Symbol	Millimeters	Inches
	Typ.	Typ.
A0	2.73	0.107
B0	2.78	0.109
K0	0.97	0.038
D0	Φ1.50	Φ0.059
P0	4.00	0.157
P1	4.00	0.157
P2	2.00	0.079
E	1.75	0.069
F	3.50	0.138
W	8.00	0.315
D	Φ178	Φ7.008
D1	54.40	2.142
D2	13.00	0.512
G	R78.00	R3.071
H	R25.60	R1.008
I	R6.50	R0.256
W1	9.50	0.374
W2	12.30	0.484

ORDERING INFORMATION

OUTLINE	Package	Reel Size	Quantity Per Reel
TAPING	DFN2.6×2.6-10L	7 Inch	3,000 pcs

MARKING CODE

Part Number	Marking Code
JEU3302N	<div style="border: 1px solid black; padding: 10px; text-align: center;">  <p>3302N YYWW</p> </div>


JieJie products are not designed for, and shall not be used for, any purpose (including, without limitation, automotive, military, aerospace, medical, life-saving, life-sustaining or nuclear facility applications, devices intended for surgical implant into the body, or any other application in which the failure or lack of desired operation of the product may result in personal injury, death, or property damage) other than those expressly set forth in applicable JieJie product documentation. Warranties granted by JieJie shall be deemed void for products used for any purpose not expressly set forth in applicable JieJie documentation. JieJie shall not be liable for any claims or damages arising out of products used in applications not expressly intended by JieJie as set forth in applicable JieJie documentation. The sale and use of JieJie products is subject to JieJie terms and conditions of sale, unless otherwise agreed by JieJie.

Information furnished in this document is believed to be accurate and reliable. However, Jiangsu JieJie Microelectronics Co., Ltd. assumes no responsibility for the consequences of use without consideration for such information nor use beyond it.

Information mentioned in this document is subject to change without notice, apart from that when an agreement is signed, Jiangsu JieJie complies with the agreement.

Products and information provided in this document have no infringement of patents. Jiangsu JieJie assumes no responsibility for any infringement of other rights of third parties which may result from the use of such products and information.

This document is the second version which is made in 27-Mar.-2025. This document supersedes and replaces all information previously supplied.

 is a registered trademark of Jiangsu JieJie Microelectronics Co., Ltd.

Copyright ©2025 Jiangsu JieJie Microelectronics Co., Ltd. Printed All rights reserved.