



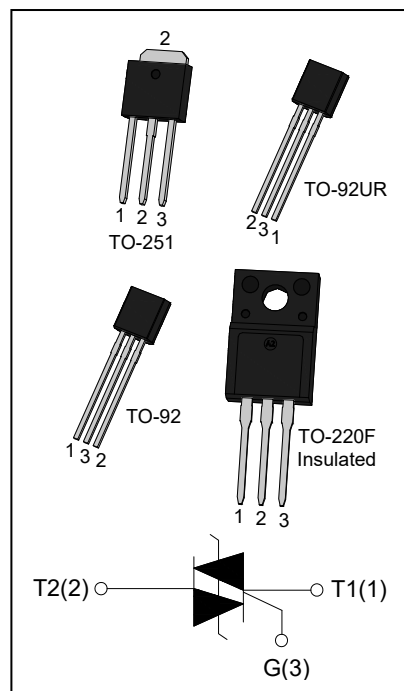
## ACJT2 Series 2A TRIACs

Rev.12.0

### DESCRIPTION:

With high ability to withstand the shock loading of large current, ACJT2 series triacs provide high dv/dt rate with strong resistance to electromagnetic interference. They are especially recommended for use on inductive load and serious electromagnetic interference place.

From all three terminals to external heatsink, ACJT2xx-xxF provides a rated insulation voltage of 2000 V<sub>RMS</sub>. All the packages listed above are RoHS compliant. (2011/65/EU)



### MAIN FEATURES

Symbol	Value	Unit
$I_{T(RMS)}$	2	A
$V_{DRM} / V_{RRM}$	600/800/1000	V

### ABSOLUTE MAXIMUM RATINGS

Parameter	Symbol	Value	Unit
Storage junction temperature range	$T_{stg}$	-40-150	°C
Operating junction temperature range	$T_j$	-40-125	°C
Repetitive peak off-state voltage( $T_j=25^{\circ}C$ )	$V_{DRM}$	600/800/1000	V
Repetitive peak reverse voltage( $T_j=25^{\circ}C$ )	$V_{RRM}$	600/800/1000	V
RMS on-state current	TO-251 ( $T_C=105^{\circ}C$ )	2	A
	TO-92/ TO-92UR ( $T_C=90^{\circ}C$ )		
	TO-220F(Ins) ( $T_C=100^{\circ}C$ )		
Non repetitive surge peak on-state current ( full cycle, F=50Hz)	$I_{TSM}$	20	A
$I^2t$ value for fusing ( $t_p=10ms$ )	$I^2t$	2	A <sup>2</sup> s
Rate of rise of on-state current ( $I_G=2 \times I_{GT}$ )	$di/dt$	50	A/ $\mu$ s

Peak gate current	$I_{GM}$	1	A
Average gate power dissipation	$P_{G(AV)}$	0.1	W
Peak gate power	$P_{GM}$	1	W

**ELECTRICAL CHARACTERISTICS** ( $T_j=25^\circ\text{C}$  unless otherwise specified)

Symbol	Test Condition	Quadrant		Value		Unit
				ACJT210	ACJT225	
$I_{GT}$	$V_D=12\text{V } R_L=33\Omega$	I - II -III	MAX	10	25	mA
$V_{GT}$		I - II -III	MAX	1.3		V
$V_{GD}$	$V_D=V_{DRM} T_j=125^\circ\text{C}$ $R_L=3.3\text{K}\Omega$	I - II -III	MIN	0.2		V
$I_L$	$I_G=1.2I_{GT}$	I -III	MAX	25	50	mA
		II		35	60	
$I_H$	$I_T=100\text{mA}$		MAX	10	40	mA
dV/dt	$V_D=2/3V_{DRM}$ Gate Open $T_j=125^\circ\text{C}$		MIN	600	1000	V/ $\mu\text{s}$

**STATIC CHARACTERISTICS**

Symbol	Parameter		Value(MAX)	Unit
$V_{TM}$	$I_{TM}=2.8\text{A } t_p=380\mu\text{s}$	$T_j=25^\circ\text{C}$	1.55	V
$I_{DRM}$	$V_D=V_{DRM} V_R=V_{RRM}$	$T_j=25^\circ\text{C}$	10	$\mu\text{A}$
$I_{RRM}$		$T_j=125^\circ\text{C}$	1	mA

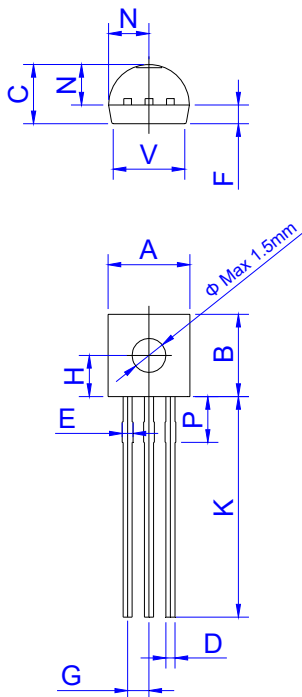
**THERMAL RESISTANCES**

Symbol	Parameter		Value	Unit
$R_{th(j-c)}$	junction to case(AC)	TO-251	4.5	$^\circ\text{C/W}$
		TO-92/TO-92UR	11.2	
		TO-220F(Ins)	7.5	

## ORDERING INFORMATION

<p><b>AC</b></p> <p>AC switch</p> <p>JieJie Microelectronics Co.,Ltd</p>	<p><b>J</b></p>	<p><b>T</b></p> <p>Triacs</p> <p><math>I_{T(RMS)}:2A</math></p> <p>10: <math>I_{GT1-3} \leq 10mA</math></p> <p>25: <math>I_{GT1-3} \leq 25mA</math></p>	<p><b>2</b></p>	<p><b>10</b></p>	<p><b>-10</b></p>	<p><b>U</b></p> <p>U:TO-92</p> <p>H:TO-251</p> <p>UR:TO-92UR</p> <p>F:TO-220F(Ins)</p> <p>6:<math>V_{DRM} / V_{RRM} \geq 600V</math></p> <p>8:<math>V_{DRM} / V_{RRM} \geq 800V</math></p> <p>10:<math>V_{DRM} / V_{RRM} \geq 1000V</math></p>
--	-----------------	---	-----------------	------------------	-------------------	--

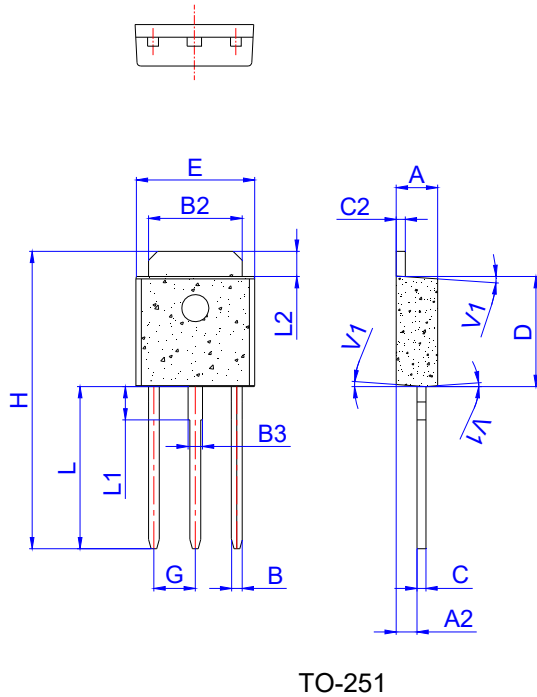
## PACKAGE MECHANICAL DATA



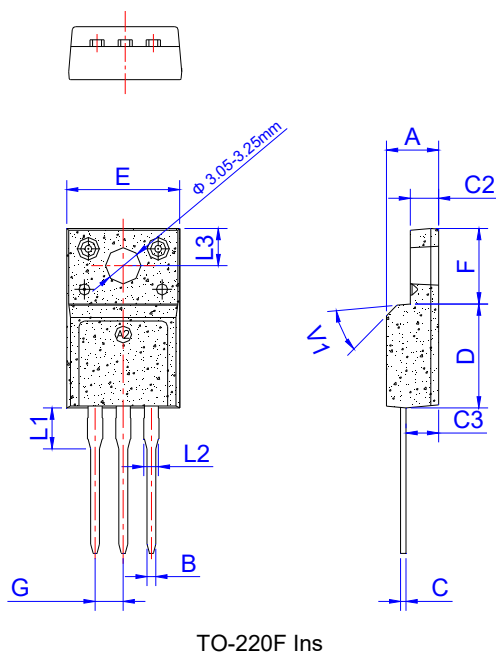
TO-92/TO-92UR

Ref.	Dimensions					
	Millimeters			Inches		
	Min.	Typ.	Max.	Min.	Typ.	Max.
A	4.45		5.20	0.175		0.205
B	4.32		5.33	0.170		0.210
C	3.18		4.19	0.125		0.165
D	0.407		0.533	0.016		0.021
E	0.60		0.80	0.024		0.031
F	-	1.1	-	-	0.043	-
G	-	1.27	-	-	0.050	-
H	-	2.30	-	-	0.091	-
J	0.36		0.50	0.014		0.020
K	12.70		15.0	0.500		0.591
N	2.04		2.66	0.080		0.105
P	1.86		2.06	0.073		0.081
V	-		4.3	-		0.169

PACKAGE MECHANICAL DATA



Ref.	Dimensions					
	Millimeters			Inches		
	Min.	Typ.	Max.	Min.	Typ.	Max.
A	2.20		2.40	0.086		0.095
A2	0.90		1.20	0.035		0.047
B	0.55		0.65	0.022		0.026
B2	5.10		5.40	0.200		0.213
B3	0.76		0.85	0.030		0.033
C	0.45		0.62	0.018		0.024
C2	0.48		0.62	0.019		0.024
D	6.00		6.20	0.236		0.244
E	6.40		6.70	0.252		0.264
G		2.30			0.091	
H	16.0		17.0	0.630		0.669
L	8.90		9.40	0.350		0.370
L1	1.80		1.90	0.071		0.075
L2	1.37		1.50	0.054		0.059
V1		4°			4°	

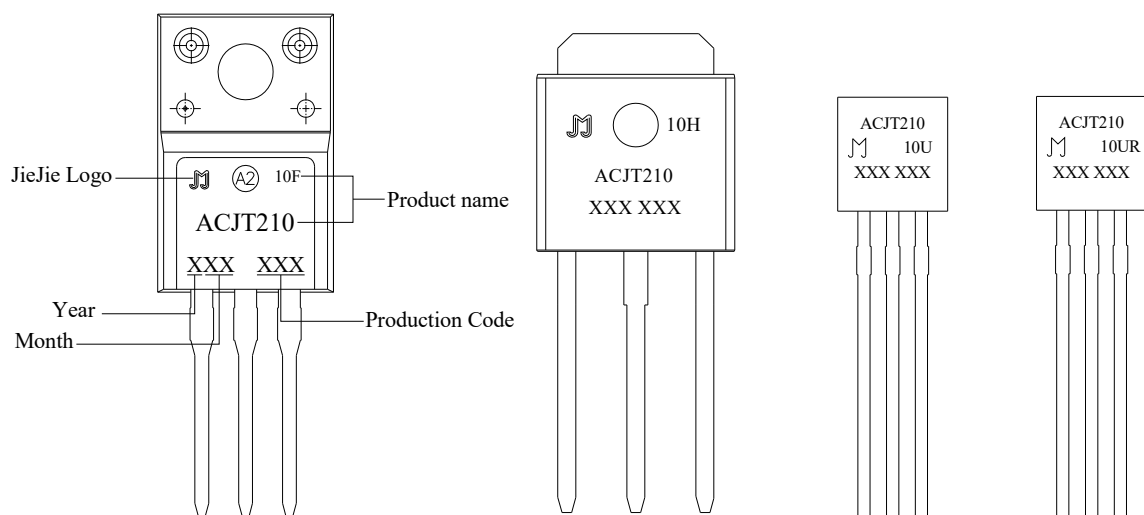


Ref.	Dimensions					
	Millimeters			Inches		
	Min.	Typ.	Max.	Min.	Typ.	Max.
A	4.50		4.90	0.177		0.193
B	0.74	0.80	0.83	0.029	0.031	0.033
C	0.47		0.65	0.019		0.026
C2	2.45		2.75	0.096		0.108
C3	2.60		3.00	0.102		0.118
D	8.80		9.30	0.346		0.366
E	9.80		10.4	0.386		0.410
F	6.40		6.80	0.252		0.268
G	2.40		2.70	0.094		0.106
H	28.0		29.8	1.102		1.173
L1		3.63			0.143	
L2	1.14		1.70	0.045		0.067
L3		3.30			0.130	
V1		45°			45°	

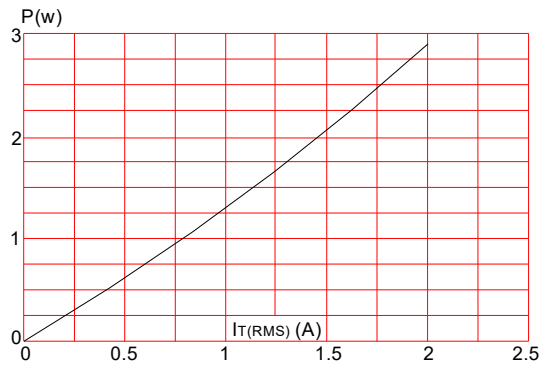
## PACKAGE INFORMATION

PACKAGE	OUTLINE	TUBE (PCS)	INNER BOX (PCS)	PER CARTON
TO-220F	TUBE	50	1,000	5,000
TO-251	TUBE	80	4,000	20,000
PACKAGE	OUTLINE	BAG (PCS)	INNER BOX (PCS)	PER CARTON
TO-92/ TO-92UR	Shielding Bag	1,000	10,000	50,000

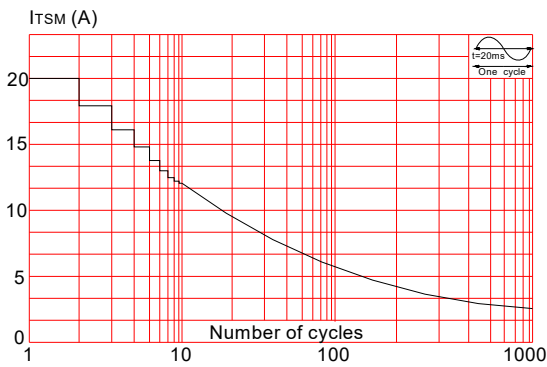
## MARKING



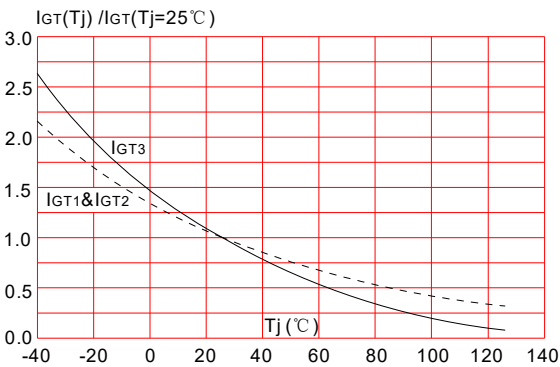
**FIG.1:** Maximum power dissipation versus RMS on-state current



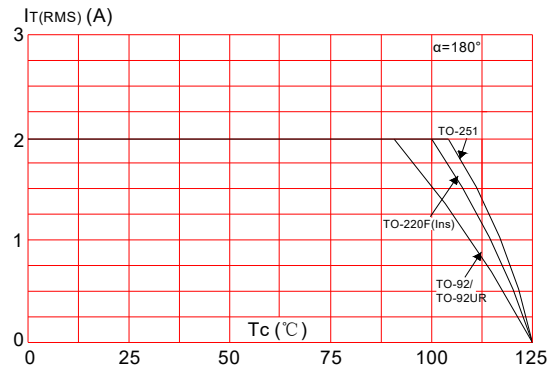
**FIG.3:** Surge peak on-state current versus number of cycles



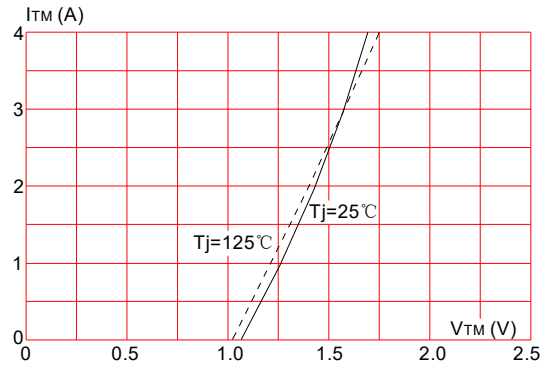
**FIG.5:** Relative variations of gate trigger current versus junction temperature



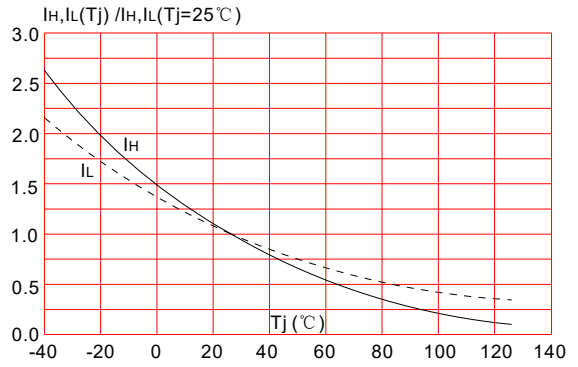
**FIG.2:** RMS on-state current versus case temperature



**FIG.4:** On-state characteristics (maximum values)



**FIG.6:** Relative variations of holding current, latching current versus junction temperature




Information furnished in this document is believed to be accurate and reliable. However, Jiangsu JieJie Microelectronics Co.,Ltd assumes no responsibility for the consequences of use without consideration for such information nor use beyond it.

Information mentioned in this document is subject to change without notice, apart from that when an agreement is signed, Jiangsu JieJie complies with the agreement.

Products and information provided in this document have no infringement of patents. Jiangsu JieJie assumes no responsibility for any infringement of other rights of third parties which may result from the use of such products and information.

This document is the twelfth version which is made in 7-Oct.-2020. This document supersedes and replaces all information previously supplied.

 is a registered trademark of Jiangsu JieJie Microelectronics Co.,Ltd.

Copyright ©2020 Jiangsu JieJie Microelectronics Co.,Ltd. Printed All rights reserved.