



## JR0405V Sensitive gate SCRs

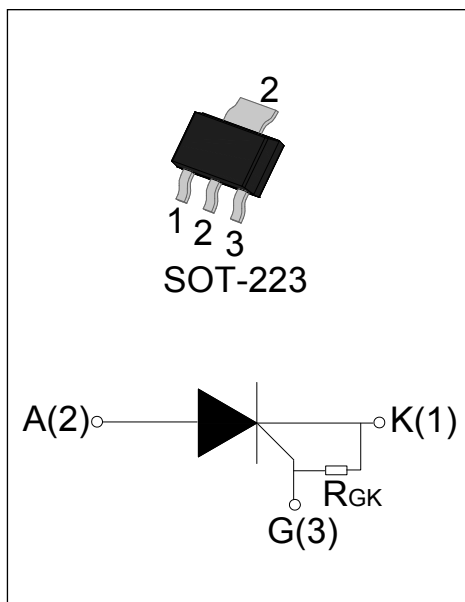
Rev.2.0

### DESCRIPTION:

The JR0405V SCR with the parallel resistor between Gate and Cathode are especially recommended for use on straight hair, igniter, anion generator, etc. Package SOT-223 is RoHS compliant. (2011/65/EU)

### MAIN FEATURES

Symbol	Value	Unit
$I_{T(RMS)}$	2	A
$I_{GT}$	$\leq 200$	$\mu A$
$V_{TM}$	$\leq 1.5$	V



### ABSOLUTE MAXIMUM RATINGS

Parameter	Symbol	Value	Unit
Storage junction temperature range	$T_{stg}$	-40-150	$^{\circ}C$
Operating junction temperature range	$T_j$	-40-125 <sup>①</sup>	$^{\circ}C$
Repetitive peak off-state voltage	$V_{DRM}$	600	V
Repetitive peak reverse voltage	$V_{RRM}$	600	V
RMS on-state current	$I_{T(RMS)}$	2	A
SOT-223 ( $T_C=70^{\circ}C$ )			
Non repetitive surge peak on-state current (tp=10ms)	$I_{TSM}$	25	A
$I^2t$ value for fusing (tp=10ms)	$I^2t$	3.2	$A^2s$
Critical rate of rise of on-state current	$di/dt$	50	$A/\mu s$
Peak gate current (tp=20 $\mu s$ , $T_j=125^{\circ}C$ )	$I_{GM}$	1.2	A
Peak gate power (tp=20 $\mu s$ , $T_j=125^{\circ}C$ )	$P_{GM}$	2	W
Average gate power dissipation( $T_j=125^{\circ}C$ )	$P_{G(AV)}$	0.2	W

**NOTE 1:** When we parallel connect a  $\leq 1K\Omega$  resistor between Gate and Cathode, the  $T_j$  can reach  $125^{\circ}C$ ; if without this resistor, the  $T_j$  only can reach  $110^{\circ}C$ .

**ELECTRICAL CHARACTERISTICS** ( $T_j=25^{\circ}\text{C}$  unless otherwise specified)

Symbol	Test Condition	Value			Unit
		MIN.	TYP.	MAX.	
$I_{GT}$	$V_D=12\text{V } R_L=33\Omega$	-	50	200	$\mu\text{A}$
$V_{GT}$		-	0.6	0.8	V
$V_{GD}$	$V_D=V_{DRM} T_j=125^{\circ}\text{C}$	0.2	-	-	V
$I_L$	$I_G=1.2 I_{GT}$	-	-	6	mA
$I_H$	$I_T=0.05\text{A}$	-	-	5	mA
dV/dt	$V_D=2/3V_{DRM} T_j=125^{\circ}\text{C } R_{GK}=1\text{K}\Omega$	10	-	-	V/ $\mu\text{s}$

**STATIC CHARACTERISTICS**

Symbol	Parameter		Value(MAX)	Unit
$V_{TM}$	$I_{TM}=8\text{A } t_p=380\mu\text{s}$	$T_j=25^{\circ}\text{C}$	1.5	V
$I_{DRM}$	$V_D=V_{DRM} V_R=V_{RRM}$	$T_j=25^{\circ}\text{C}$	5	$\mu\text{A}$
$I_{RRM}$		$T_j=125^{\circ}\text{C}$	200	$\mu\text{A}$

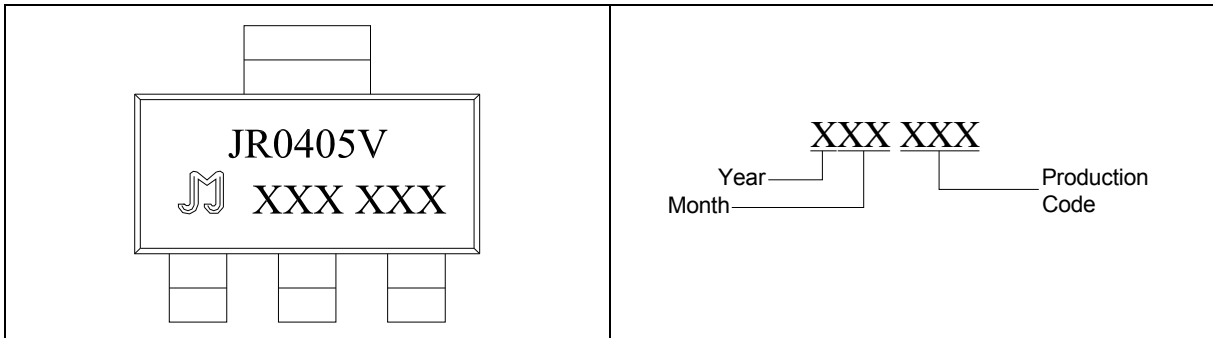
**THERMAL RESISTANCES**

Symbol	Parameter		Value	Unit
$R_{th(j-c)}$	junction to case	SOT-223	10	$^{\circ}\text{C}/\text{W}$
$R_{th(j-a)}$	junction to ambient		60	

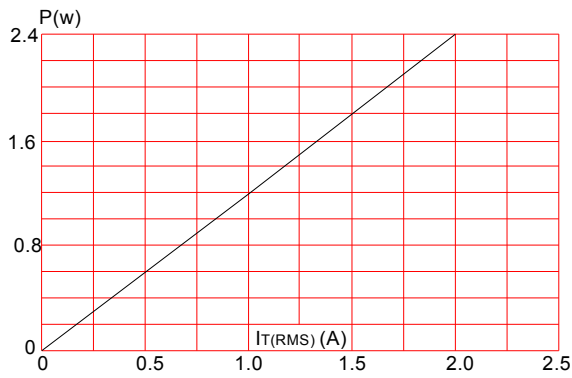
**ORDERING INFORMATION**

	<b>J</b>	<b>R</b>	<b>04</b>	<b>05</b>	<b>V</b>
JieJie Microelectronics Co.,Ltd		Sensitive gate SCRs		V:SOT-223	
			$I_{T(RMS)}:4\text{A}$	$05: I_{GT} \leq 200\mu\text{A}$	

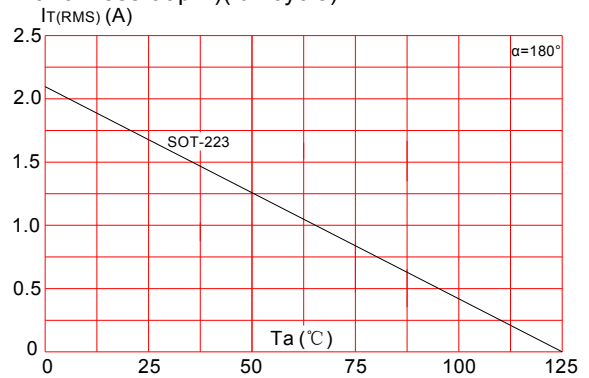
MARKING



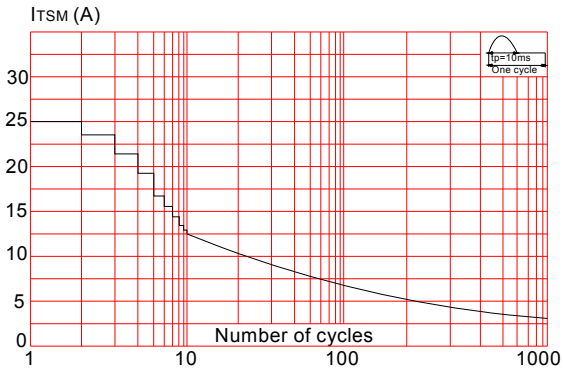
**FIG.1:** Maximum power dissipation versus RMS on-state current



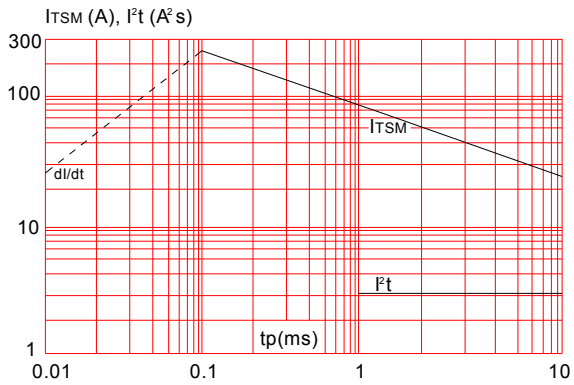
**FIG.2:** RMS on-state current versus ambient temperature (printed circuit board FR4, copper thickness:35 $\mu$ m)(full cycle)



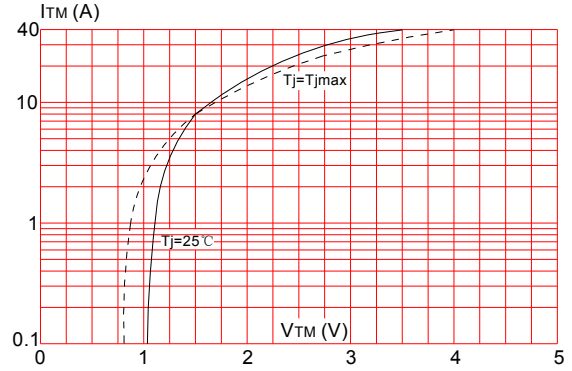
**FIG.3:** Surge peak on-state current versus number of cycles



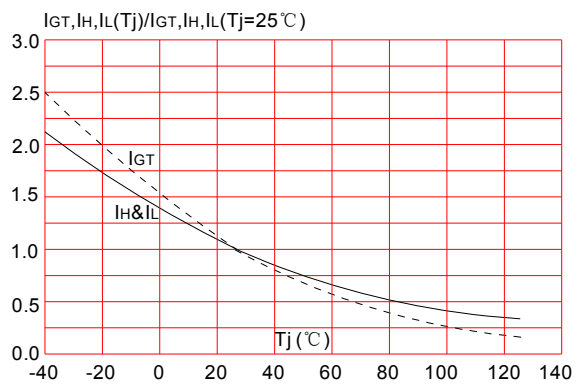
**FIG.5:** Non-repetitive surge peak on-state current for a sinusoidal pulse with width  $t_p < 10\text{ms}$ , and corresponding value of  $I^2t$  ( $dI/dt < 50\text{A}/\mu\text{s}$ )



**FIG.4:** On-state characteristics (maximum values)

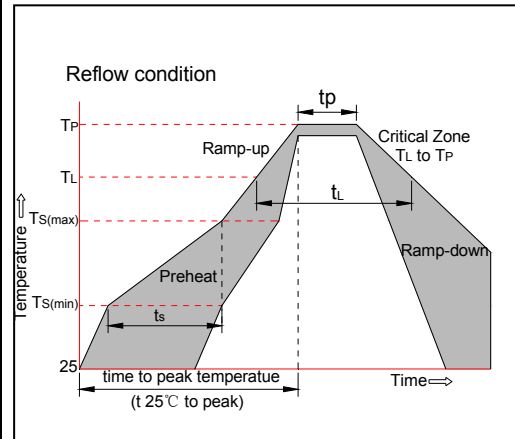


**FIG.6:** Relative variations of gate trigger current, holding current and latching current versus junction temperature



**SOLDERING PARAMETERS**

Reflow Condition		Pb-Free assembly (see figure at right)
Pre Heat	-Temperature Min ( $T_{s(min)}$ )	+150°C
	-Temperature Max( $T_{s(max)}$ )	+200°C
	-Time (Min to Max) ( $t_s$ )	60-180 secs.
Average ramp up rate (Liquidus Temp ( $T_L$ ) to peak)		3°C/sec. Max
$T_{s(max)}$ to $T_L$ - Ramp-up Rate		3°C/sec. Max
Reflow	-Temperature( $T_L$ ) (Liquidus)	+217°C
	-Temperature( $t_L$ )	60-150 secs.
Peak Temp ( $T_p$ )		+260(+0/-5)°C
Time within 5°C of actual Peak Temp ( $t_p$ )		20-40secs.
Ramp-down Rate		6°C/sec. Max
Time 25°C to Peak Temp ( $T_p$ )		8 min. Max
Do not exceed		+260°C



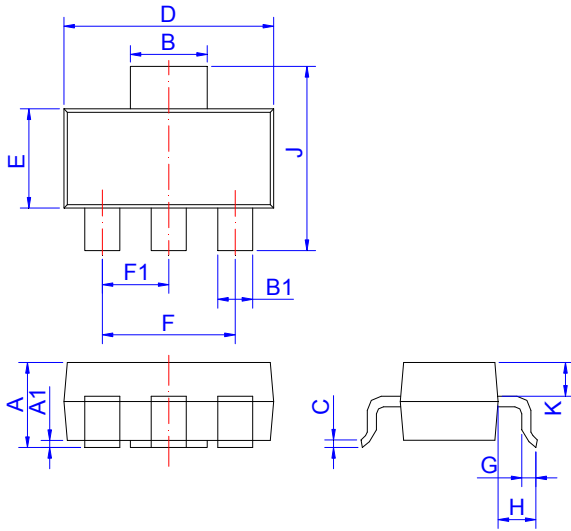
**ORDERING INFORMATION**

Order code	Voltage $V_{DRM}/V_{RRM}$ (V)	IGT( $\mu\text{A}$ )	Package	Base qty. (pcs)	Delivery mode
JR0405V	600	200	SOT-223	4,000	Tape & Reel

**Document Revision History**

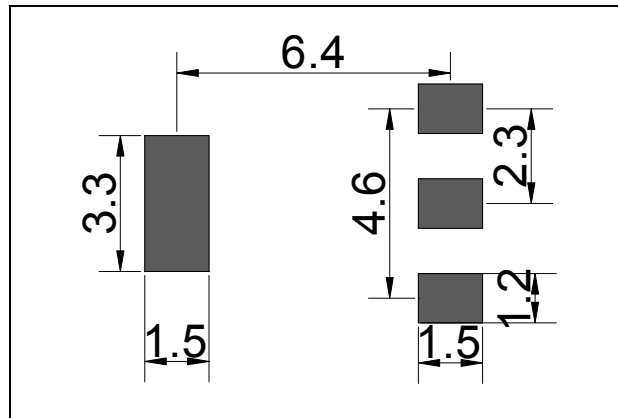
Date	Revision	Changes
March 19, 2021	1	Last update

PACKAGE MECHANICAL DATA

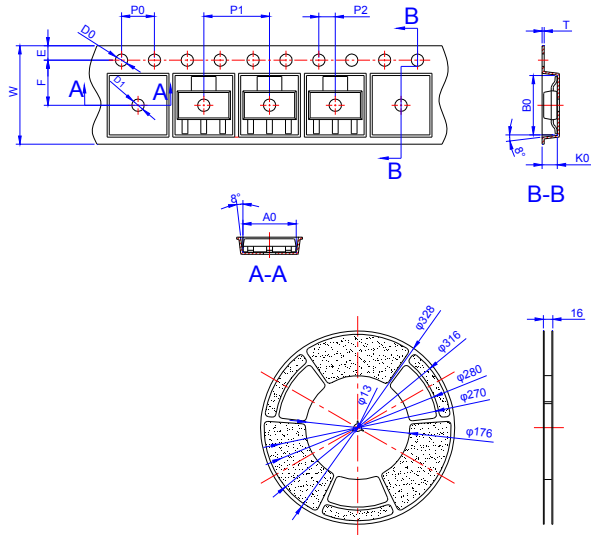


Ref.	Dimensions					
	Millimeters			Inches		
	Min.	Typ.	Max.	Min.	Typ.	Max.
A	1.5	1.6	1.8	0.059	0.063	0.071
A1	0.01	0.06	0.10	0.001	0.002	0.004
B	2.9	3.0	3.1	0.114	0.118	0.122
B1	0.6	0.7	0.8	0.024	0.028	0.031
C	0.22	0.26	0.32	0.009	0.010	0.013
D	6.3	6.5	6.7	0.248	0.256	0.264
E	3.3	3.5	3.7	0.130	0.138	0.146
F		4.6			0.181	
F1		2.3			0.091	
G	0.7	0.9	1.1	0.028	0.035	0.043
H	1.5	1.75	2.0	0.059	0.069	0.079
J	6.7	7.0	7.3	0.264	0.276	0.287
K	0.8	0.9	1.0	0.031	0.035	0.039

FOOTPRINT-SOT-223 (dimensions in mm)



DELIVERY MODE




Ref.	Dimensions					
	Millimeters			Inches		
	Min.	Typ.	Max.	Min.	Typ.	Max.
W	-	12.00	12.20	-	0.472	0.480
E	1.65	1.75	1.85	0.065	0.069	0.073
F	5.45	5.50	5.55	0.215	0.217	0.219
D0	-	1.50	1.60	-	0.059	0.063
D1	-	1.55	1.80	-	0.061	0.071
P0	3.90	4.00	4.10	0.154	0.157	0.161
P1	7.90	8.00	8.10	0.311	0.315	0.319
P2	1.95	2.00	2.05	0.077	0.079	0.081
10P0	39.80	40.00	40.20	1.567	1.575	1.583
A0	6.73	6.83	6.93	0.265	0.269	0.273
B0	7.30	7.40	7.50	0.287	0.291	0.295
K0	1.78	1.88	1.98	0.070	0.074	0.078
T	0.25	0.30	0.35	0.010	0.012	0.014

PACKAGE	OUTLINE	REEL (PCS)	PER CARTON (PCS)	TAPE & REEL
SOT-223	TAPING	4,000	40,000	13 inch





Information furnished in this document is believed to be accurate and reliable. However, Jiangsu JieJie Microelectronics Co.,Ltd assumes no responsibility for the consequences of use without consideration for such information nor use beyond it. Information mentioned in this document is subject to change without notice, apart from that when an agreement is signed, Jiangsu JieJie complies with the agreement. Products and information provided in this document have no infringement of patents. Jiangsu JieJie assumes no responsibility for any infringement of other rights of third parties which may result from the use of such products and information. This document supersedes and replaces all information previously supplied.

 is a registered trademark of Jiangsu JieJie Microelectronics Co.,Ltd.  
Copyright ©2021 Jiangsu JieJie Microelectronics Co.,Ltd. Printed All rights reserved.