



GP300W~GP310W GENERAL PURPOSE RECTIFIER

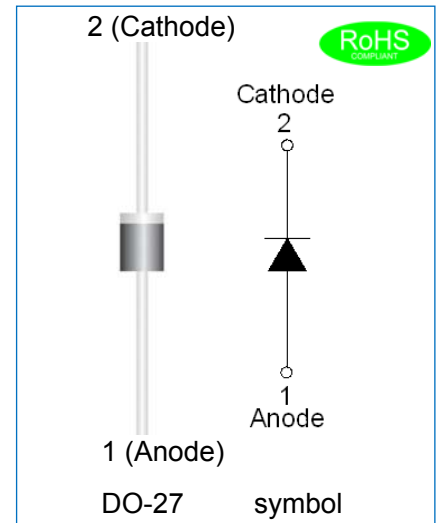
Rev.1.2

DESCRIPTION

- ✧ Plastic package has underwriters laboratories flammability classification 94V-0
- ✧ Glass passivated chip junction
- ✧ Lead free in compliance with EU RoHS 2011/65/EU directive

MECHANICAL DATA

- ✧ Case: JEDEC DO-27 molded plastic
- ✧ Terminals: Solder plated, solderable per J-STD-002
- ✧ Polarity: Color band denotes cathode end
- ✧ Weight: 1.142 gram



ABSOLUTE MAXIMUM RATING AND ELECTRICAL CHARACTERISTICS

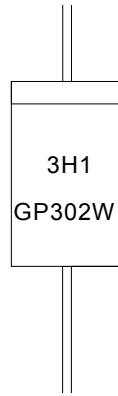
(Rating at 25°C ambient temperature unless otherwise specified.)

Parameter	Symbol	GP300W	GP301W	GP302W	GP304W	GP306W	GP308W	GP310W	Unit
Maximum repetitive peak reverse voltage	V_{RRM}	50	100	200	400	600	800	1000	V
Maximum RMS voltage	V_{RMS}	35	70	140	280	420	560	700	V
Maximum DC blocking voltage	V_{DC}	50	100	200	400	600	800	1000	V
Maximum average forward current at $T_A=70^\circ\text{C}$	$I_{F(AV)}$	3.0							A
Peak forward surge current: 8.3ms single half sine-wave superimposed on rated load (JEDEC method)	I_{FSM}	100							A
Maximum forward voltage @ $I_F=3\text{A}$	V_F	1.1							V
Maximum DC reverse current at rated DC blocking voltage	$T_j=25^\circ\text{C}$	5							μA
	$T_j=125^\circ\text{C}$	500							μA
Typical junction capacitance $V_R=4.0\text{V}$, $f=1\text{MHz}$	C_J	30							pF
Operating junction and storage temperature range	T_j, T_{stg}	-55 to +150							$^\circ\text{C}$

THERMAL RESISTANCES

Symbol	Parameter	GP300W	GP301W	GP302W	GP304W	GP306W	GP308W	GP310W	Unit
$R_{th(j-a)}$	Junction to ambient	35							°C/W

MARKING



GP	General Purpose Rectifier
3	$I_{F(AV)}=3A$
02	$V_{RRM}:200V$
W	Package:DO-27

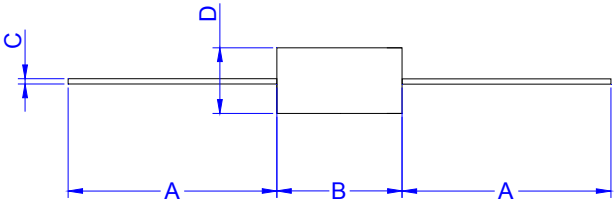
$\underline{x}H1$: Month, 1、2、3 ~ 9、A、B、C

$3\underline{x}1$:

2018	2019	2020	2021	2022	2023	2024
H	I	J	K	L	M	N
2025	2026	2027	2028	2029	2030	...
O	P	Q	R	S	T	...

$3H\underline{x}$: Batch number

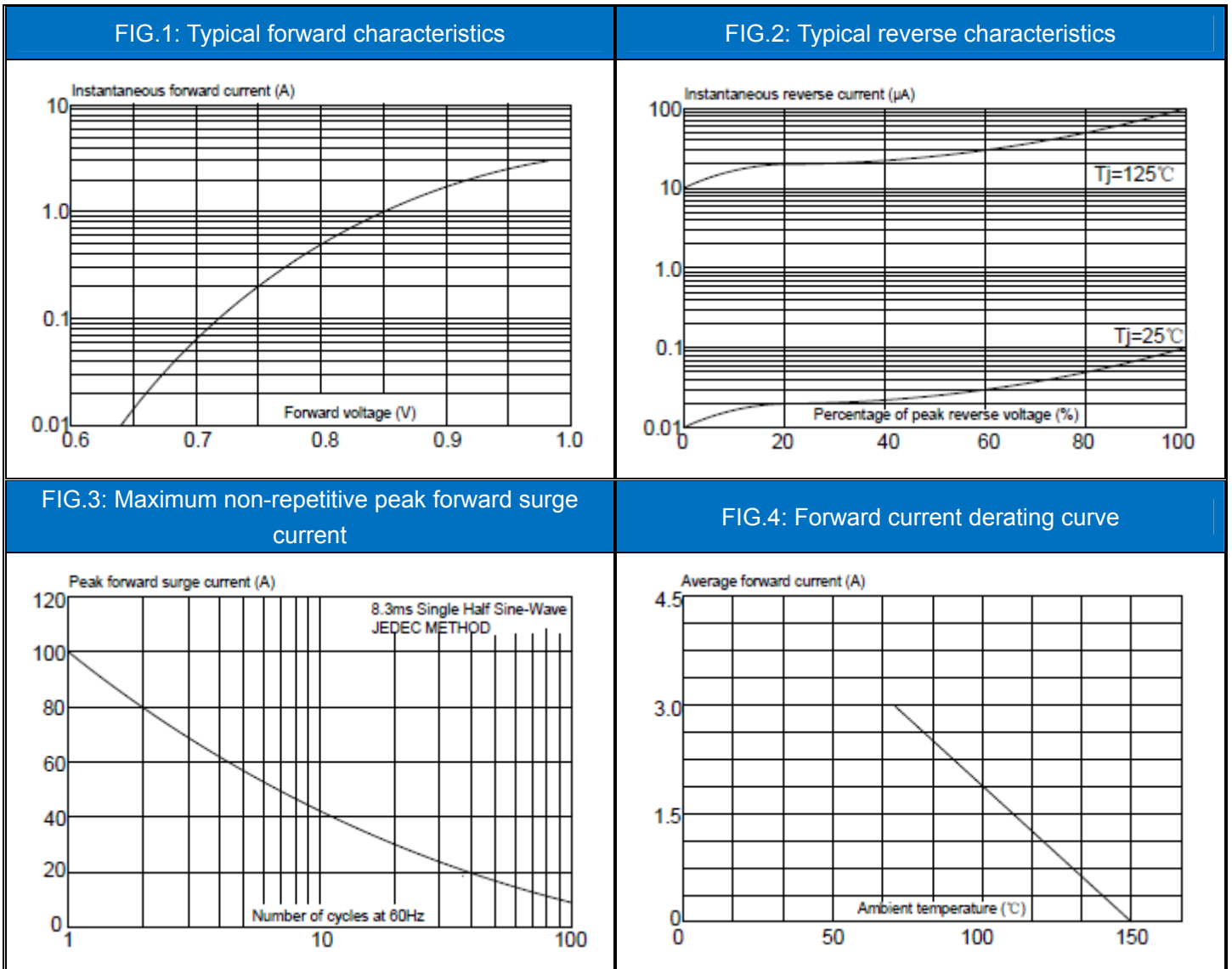
PACKAGE MECHANICAL DATA

 <p style="text-align: center;">DO-27</p>	Ref.	Dimensions			
		Millimeters		Inches	
		Min.	Max.	Min.	Max.
	A	25.40	-	1.000	-
B	7.20	9.60	0.283	0.378	
C	0.96	1.20	0.038	0.047	
D	4.80	5.40	0.189	0.213	

PACKAGE INFORMATION-DO-27

OUTLINE	UNIT WEIGHT (g/PCS) typ.	INNER BOX (PCS)	PER CARTON (PCS)
Bulk	1.142	1,000	10,000

CHARACTERISTICS CURVE



Information furnished in this document is believed to be accurate and reliable. However, Jiangsu JieJie Microelectronics Co.,Ltd assumes no responsibility for the consequences of use without consideration for such information nor use beyond it.

Information mentioned in this document is subject to change without notice, apart from that when an agreement is signed, Jiangsu JieJie complies with the agreement.

Products and information provided in this document have no infringement of patents. Jiangsu JieJie assumes no responsibility for any infringement of other rights of third parties which may result from the use of such products and information.

This document is the 1.2nd version which is made in 26-Apr.-2019. This document supersedes and replaces all information previously supplied.

 is a registered trademark of Jiangsu JieJie Microelectronics Co.,Ltd.

Copyright©2019 Jiangsu JieJie Microelectronics Co.,Ltd. Printed All rights reserved.