



MUR540S

SUPER FAST RECOVERY RECTIFIER

Preliminary

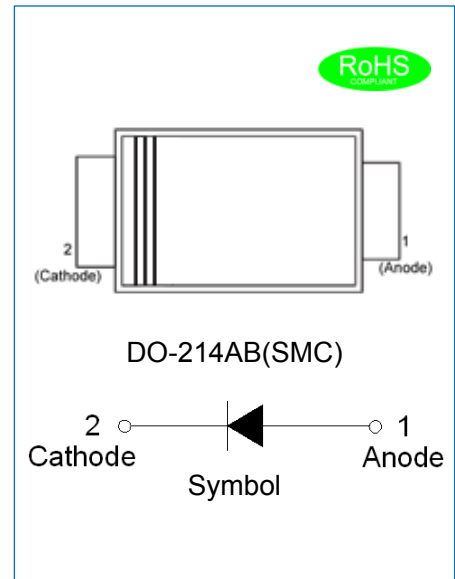
Rev.0.2

DESCRIPTION:

- ✧ Plastic package has underwriters laboratory flammability classification 94V-0
- ✧ For surface mounted applications in order to optimize board space
- ✧ Glass passivated chip junction
- ✧ Lead free in comply with EU RoHS 2011/65/EU directives
- ✧ Super fast recovery time

MECHANICAL DATA

- ✧ Case: JEDEC DO-214AB molded plastic
- ✧ Terminals: Solder plated, solderable per J-STD-002
- ✧ Polarity: Color band denotes cathode end
- ✧ Weight: 0.26 gram



ABSOLUTE MAXIMUM RATING AND ELECTRICAL CHARACTERISTICS

(Rating at 25°C ambient temperature unless otherwise specified.)

| Parameter | Symbol | MUR540S | Unit |
|----------------------------------------------------------------------------------------------|-------------------------|-------------|------------------|
| Maximum repetitive peak reverse voltage | V_{RRM} | 400 | V |
| Maximum RMS voltage | V_{RMS} | 280 | V |
| Maximum DC blocking voltage | V_{DC} | 400 | V |
| Maximum average forward current at $T_L=75^\circ\text{C}$ | $I_{F(AV)}$ | 5 | A |
| Peak forward surge current: 8.3ms single half sine-wave superimposed on rated load | I_{FSM} | 150 | A |
| Maximum forward voltage @ $I_F=5.0\text{A}$ | V_F | 1.25 | V |
| Maximum reverse recovery time $I_F=0.5\text{A}$, $I_R=1\text{A}$, $I_{rr}=0.25\text{A}$ | t_{rr} | 50 | ns |
| Maximum DC reverse current at rated DC blocking voltage | $T_j=25^\circ\text{C}$ | 5.0 | μA |
| | $T_j=150^\circ\text{C}$ | 500 | μA |
| Typical junction capacitance $V_R=4.0\text{V}$, $f=1\text{MHz}$ | C_J | 60 | pF |
| Operating junction and storage temperature range | T_j , T_{stg} | -55 to +150 | $^\circ\text{C}$ |

THERMAL RESISTANCES

| Symbol | Parameter | MUR540S | Unit |
|---------------|-------------------------|---------|------|
| $R_{th(j-L)}$ | Junction to lead(note1) | 15 | °C/W |

Note1: Thermal resistance from junction to lead mounted on P.C.B. with 8.0 mm x 8.0 mm copper pad areas.

MARKING



| | |
|-----|-------------------------------|
| MUR | Super Fast Recovery Rectifier |
| 5 | $I_{F(AV)}=5.0A$ |
| 40 | $V_{RRM}:400V$ |

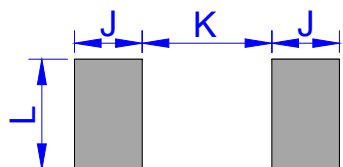
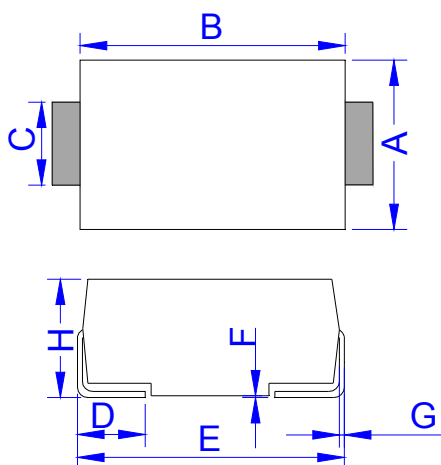
$xH1$: Month, 1、2、3 ~ 9、A、B、C

$3x1$:

| | | | | | | |
|------|------|------|------|------|------|------|
| 2018 | 2019 | 2020 | 2021 | 2022 | 2023 | 2024 |
| H | I | J | K | L | M | N |
| 2025 | 2026 | 2027 | 2028 | 2029 | 2030 | ... |
| O | P | Q | R | S | T | ... |

$3Hx$: Batch number

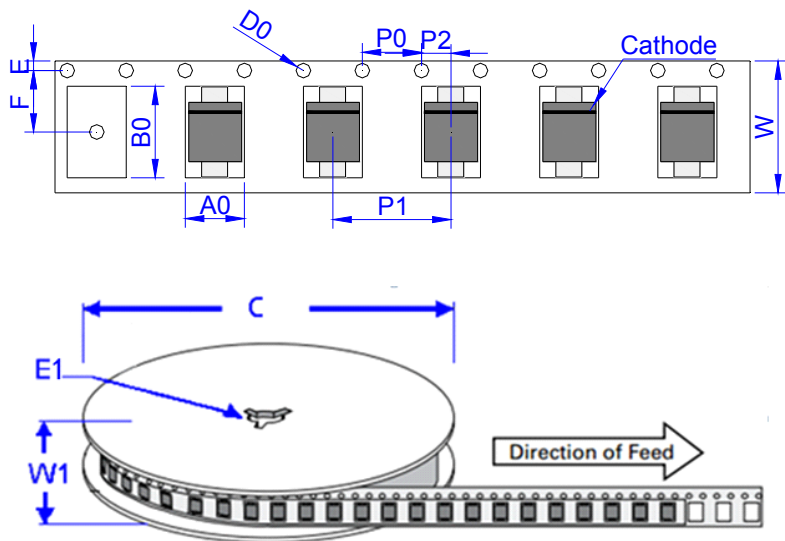
PACKAGE MECHANICAL DATA



DO-214AB (SMC)

| Ref. | Dimensions | | | |
|------|-------------|-------|--------|-------|
| | Millimeters | | Inches | |
| | Min. | Max. | Min. | Max. |
| A | 5.75 | 6.25 | 0.226 | 0.246 |
| B | 6.90 | 7.40 | 0.272 | 0.291 |
| C | 2.75 | 3.25 | 0.108 | 0.128 |
| D | 0.95 | 1.52 | 0.037 | 0.060 |
| E | 7.70 | 8.20 | 0.303 | 0.323 |
| F | 0.051 | 0.203 | 0.002 | 0.008 |
| G | 0.15 | 0.31 | 0.006 | 0.012 |
| H | 2.15 | 2.62 | 0.085 | 0.103 |
| J | 2.40 | | 0.094 | |
| K | | 4.20 | | 0.165 |
| L | 3.30 | | 0.130 | |

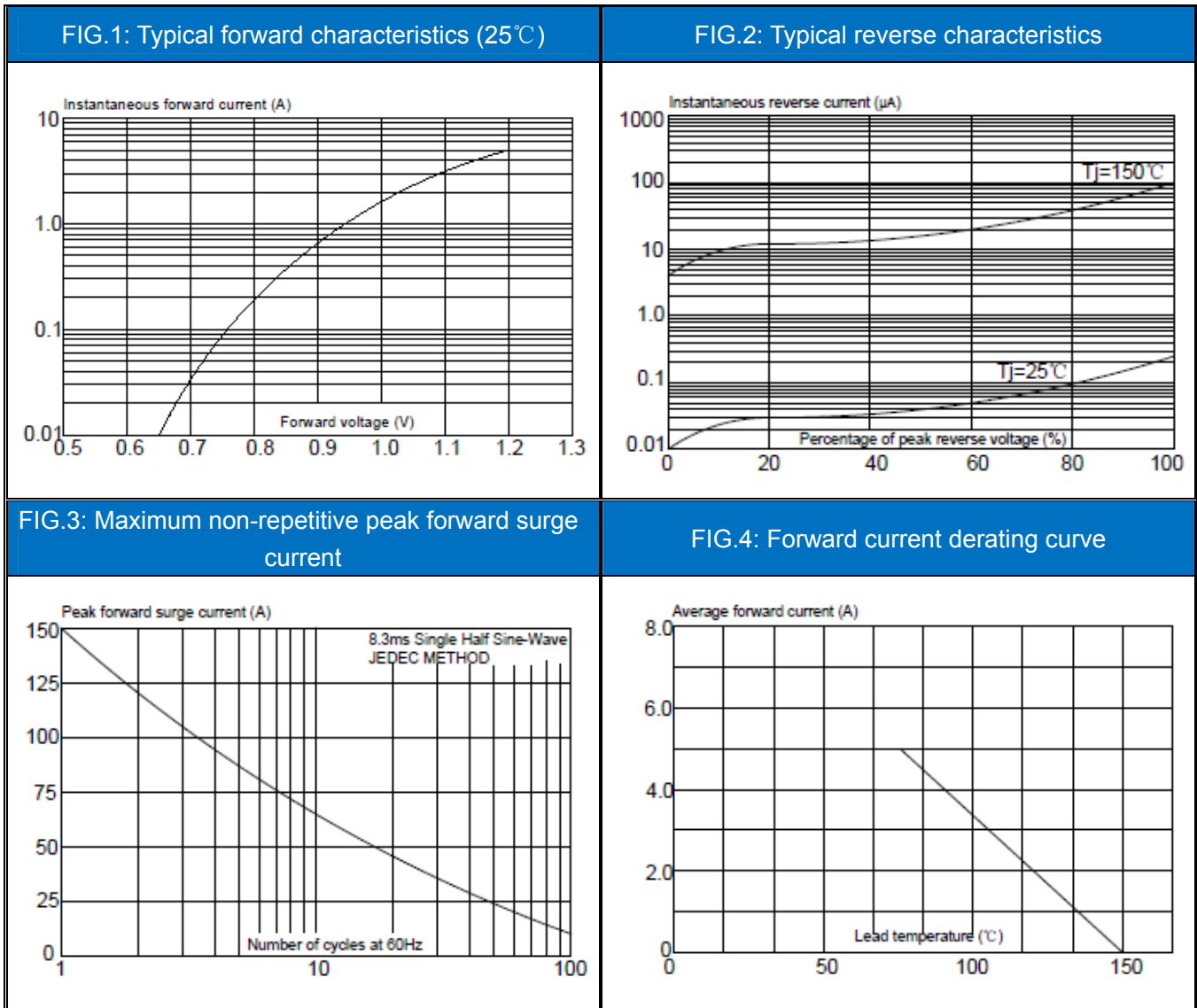
TAPE AND REEL SPECIFICATION-SMC



| Ref. | Dimensions | |
|------|-------------|----------------|
| | Millimeters | Inches |
| A0 | 6.05 ± 0.3 | 0.238 ± 0.012 |
| B0 | 8.31 ± 0.3 | 0.327 ± 0.012 |
| C | 330.0 | 13.0 |
| D0 | 1.55 ± 0.1 | 0.061 ± 0.004 |
| E | 1.75 ± 0.2 | 0.069 ± 0.008 |
| E1 | 13.3 ± 0.3 | 0.524 ± 0.012 |
| F | 7.50 ± 0.2 | 0.295 ± 0.008 |
| P0 | 4.00 ± 0.2 | 0.157 ± 0.008 |
| P1 | 8.00 ± 0.2 | 0.3145 ± 0.008 |
| P2 | 2.00 ± 0.2 | 0.079 ± 0.008 |
| W | 16.0 ± 0.2 | 0.630 ± 0.008 |
| W1 | 19.7 ± 2.0 | 0.776 ± 0.079 |

| OUTLINE | UNIT WEIGHT (g/PCS) typ. | REEL (PCS) | PER CARTON (PCS) | REEL DIAMETERS (mm) |
|---------|--------------------------|------------|------------------|---------------------|
| TAPING | 0.26 | 3,000 | 48,000 | 330 |

CHARACTERISTICS CURVE




Information furnished in this document is believed to be accurate and reliable. However, Jiangsu JieJie Microelectronics Co.,Ltd assumes no responsibility for the consequences of use without consideration for such information nor use beyond it.

Information mentioned in this document is subject to change without notice, apart from that when an agreement is signed, Jiangsu JieJie complies with the agreement.

Products and information provided in this document have no infringement of patents. Jiangsu JieJie assumes no responsibility for any infringement of other rights of third parties which may result from the use of such products and information.

This document is the 0.2nd version which is made in 29-Apr.-2019. This document supersedes and replaces all information previously supplied.

 is a registered trademark of Jiangsu JieJie Microelectronics Co.,Ltd.

Copyright ©2019 Jiangsu JieJie Microelectronics Co.,Ltd. Printed All rights reserved.